



Resource

Teachers: Ms. Moses (1<sup>st</sup>, 3<sup>rd</sup>, 4<sup>th</sup> grade)

Mrs. Dodson (K, 2<sup>nd</sup>, and 5<sup>th</sup> grade)

email: [erin.moses@ops.org](mailto:erin.moses@ops.org) [margaret.dodson@ops.org](mailto:margaret.dodson@ops.org)

Week: May 4<sup>th</sup> - 8<sup>th</sup>

**Hello parents and students,**

**We miss you all very much! Below we have attached our lesson plans for this week. Please find your child's grade level to locate their work for the week. Don't hesitate to reach out if you have any other questions.**

**Your child will also be receiving lessons from their classroom teacher- they may complete that work as well.**

**They may also work on their IXL and Epic accounts for reading and math.**


**Additional academic district resources:**

<https://libguides.ops.org/c.php?g=1015740&p=7359023>

**Thanks,**

**Ms. Moses and Mrs. Dodson**

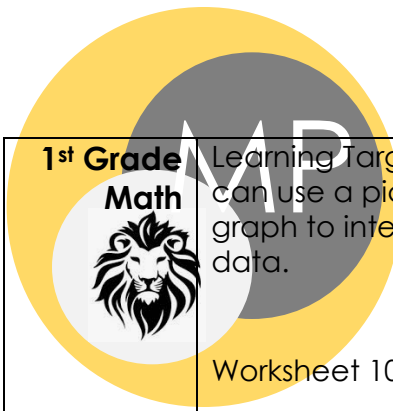
	<b>Monday</b>	<b>Tuesday</b>	<b>Wednesday</b>	<b>Thursday</b>	<b>Friday</b>
<b>Kinder Reading</b>	No Kinder parents responded.	No Kinder parents responded.	No Kinder parents responded.	No Kinder parents responded.	No Kinder parents responded.



Suggested time each day 20 min				
Kinder Math				
Kinder Writing				

Resource  
 Teacher: Miss Moses email: erin.moses@ops.org  
 Week: May 4<sup>th</sup> - 8<sup>th</sup>

	Monday	Tuesday	Wednesday
<b>1<sup>st</sup> Grade Reading</b>  <b>Suggested time each day 20 min</b>	Office hours 10-12  I am available to help via phone or email.  <a href="mailto:erin.moses@ops.org">erin.moses@ops.org</a>  308.224.9656	Learning Target: I can decode words with the x sound.  Parent Empowerment Kit- K  Sondag Lesson 13  <a href="http://members.winsorlearning.com/sondag-system-parent-empowerment-pack/">http://members.winsorlearning.com/sondag-system-parent-empowerment-pack/</a>  The Link will take you to the lesson kit. The sound cards are found on pg 43 of the pdf.	Learning Target: I can decode words with short vowels and the x sound.  Parent Empowerment Kit- K  Sondag Lesson 14  <a href="http://members.winsorlearning.com/system-parent-empowerment-pack/">http://members.winsorlearning.com/system-parent-empowerment-pack/</a>



**1st Grade Math**

Learning Target: I can use a picture graph to interpret data.

Worksheet 10.1

Read Picture Graphs

Learning Target: I can use a picture graph to represent and interpret data.

Worksheet 10.2

Make Picture Graphs

Learning Target: I can use a bar graph to interpret data.

Worksheet 10.3

Read Bar Graphs

**1st Grade Writing**

Learning Target: I can write a complete sentence with correct punctuation and capitalization.

Choose three of these words to use in a sentence:

box, tax, mix, six, fox, max

Learning Target: I can write a complete sentence with correct punctuation and capitalization.

Choose three of these words to use in a sentence:

job, tax, fix, lap, kid, bot




Teacher: Mrs. Dodson email: [margaret.dodson@ops.org](mailto:margaret.dodson@ops.org)

Week: May 4<sup>th</sup> - 8<sup>th</sup>

Resource

	Monday	Tuesday
<p><b>2nd Grade Reading</b></p> <p>Suggested time each day 20 min</p>	<p>Office hours- 10:00-12:00- Reach out to Mrs. Dodson if there are questions about how to do the lessons.</p> <p>Email- <a href="mailto:Margaret.dodson@ops.org">Margaret.dodson@ops.org</a></p> <p>Phone- (call/text) 402-578-8629</p> <p>Additional resources:</p> <p><a href="https://libguides.ops.org/c.php?g=1015740&amp;p=7359023">https://libguides.ops.org/c.php?g=1015740&amp;p=7359023</a></p> <p><a href="https://www.weareteachers.com/">https://www.weareteachers.com/</a></p>	<p>Learning Target: I can decode and spell ending blends.</p> <p>Activity with technology:</p> <p><a href="http://members.winsorlearning.com/wp-content/uploads/2020/03/EP2.pdf">http://members.winsorlearning.com/wp-content/uploads/2020/03/EP2.pdf</a></p> <p>Follow link to <b>Sunday lesson 12. (Parent</b></p> <p>Lesson layout- Every lesson in this program has the same layout- you will read sounds, spell words (either written down or with their finger on a letter table), read words, spell words, and learn to write the sound. The document will guide you through the lesson to do, and how much time to spend in each section. The flashcards needed for the lesson are at the very bottom of the document. You can choose one of three things- print the flashcards, make your own flashcards, or have your child read directly off the screen.</p>
<p><b>2nd Grade Math</b></p>	<p>Office Hours- 10:00-12:00.</p> <p>Additional resources:</p> <p><a href="https://libguides.ops.org/c.php?g=1015740&amp;p=7359023">https://libguides.ops.org/c.php?g=1015740&amp;p=7359023</a></p> <p><a href="http://bedtimemath.org/">http://bedtimemath.org/</a></p> <p>Continue working on your IXL!</p>	<p>Learning Target: I can compare two numbers and find greater than, less than, or equal to.</p> <p>Worksheet:</p> <p><a href="https://www.k5learning.com/worksheets/grade-1-comparing-numbers-c1.pdf">https://www.k5learning.com/worksheets/grade-1-comparing-numbers-c1.pdf</a></p>
<p><b>2nd Grade Writing</b></p>	<p>Office Hours- 10:00-12:00</p> <p>Additional resources:</p> <p><a href="https://libguides.ops.org/c.php?g=1015740&amp;p=7359023">https://libguides.ops.org/c.php?g=1015740&amp;p=7359023</a></p>	<p>Learning Target: I can correctly punctuate the end of a sentence.</p> <p>Worksheet:</p> <p><a href="https://www.k5learning.com/worksheets/grade-1-ending-punctuation-a.pdf">https://www.k5learning.com/worksheets/grade-1-ending-punctuation-a.pdf</a></p>




--	--



Resource  
 Teacher: Miss Moses email: erin.moses@ops.org  
 Week: May 4<sup>th</sup> - 8<sup>th</sup>

	<b>Monday</b>	<b>Tuesday</b>	<b>Wednesday</b>
<b>3rd Grade Reading</b>  <b>Suggested time each day 20 min</b>	Office hours 10-12  I am available to help via phone or email.  <a href="mailto:erin.moses@ops.org">erin.moses@ops.org</a>  308.224.9656	Learning Target: I can decode words with sk, ft, lt, and lk sounds.  Parent Empowerment Kit- 2  Sondag Lesson 13  <a href="http://members.winsorlearning.com/sondag-system-parent-empowerment-pack/">http://members.winsorlearning.com/sondag-system-parent-empowerment-pack/</a>  The link will take you to the lesson kits. Letter cards are found within the pdf- page 43.	Learning Target: I can decode words with sp, ct, ng, and nk sounds.  Parent Empowerment Kit- 2  Sondag Lesson 14  <a href="http://members.winsorlearning.com/sondag-system-parent-empowerment-pack/">http://members.winsorlearning.com/sondag-system-parent-empowerment-pack/</a>
<b>3rd Grade Math</b>	Learning Target: I can use different models to show equivalent fractions.   9.7- Equivalent Fractions	Learning Target: I can use a model to tell time to the minute.   10.1- Time to the Minute	Learning Target: I can use content to determine if a time is AM or PM.   10.2- AM and PM
<b>3rd Grade Writing</b>		Learning Target: I can write a complete sentence with correct punctuation and capitalization.	Learning Target: I can write a complete sentence with correct punctuation and capitalization.



Choose four of these words to use in a sentence:

ask, task, shift, belt, quilt, elk

Choose four of these words to use in a sentence:

clasp, fact, fling, long, brink, bar



Resource  
 Teacher: Miss Moses email: erin.moses@ops.org  
 Week: May 4<sup>th</sup> - 8<sup>th</sup>

	<b>Monday</b>	<b>Tuesday</b>	<b>Wednesday</b>
<b>4<sup>th</sup> Grade Reading</b>  <b>Suggested time each day ___ min</b>	Office hours 10-12  I am available to help via phone or email.  <a href="mailto:erin.moses@ops.org">erin.moses@ops.org</a>  308.224.9656	Learning Target: I can decode words with I blends.  Sondag Parent Empowerment Kit- 3  Lesson 4  <a href="http://members.winsorlearning.com/sonday-system-parent-empowerment-pack/">http://members.winsorlearning.com/sonday-system-parent-empowerment-pack/</a> The link will take you to the lesson kits. Letter cards are found within the pdf-page 43.	Learning Target: I can decode words with I blends.  Sondag Parent Empowerment Kit  Lesson 5  <a href="http://members.winsorlearning.com/system-parent-empowerment-pack/">http://members.winsorlearning.com/system-parent-empowerment-pack/</a>
<b>4<sup>th</sup> Grade Math</b>	No Math parents responded.		
<b>4<sup>th</sup> Grade Writing</b>		Learning Target: I can write a complete sentence with correct punctuation and capitalization.  Choose four of these words to use in a sentence:  marble, sample, tingle, twinkle, humble, startle	Learning Target: I can write a complete sentence with correct punctuation and capitalization.  Choose four of these words to use in a sentence:  ramble, candle, gargle, tumble, pebble, cradle





--	--	--




Teacher: Mrs. Dodson email: [margaret.dodson@ops.org](mailto:margaret.dodson@ops.org)

Week: May 4<sup>th</sup> - 8<sup>th</sup>

Resource

	Monday	Tuesday
<p><b>5<sup>th</sup> Grade Reading</b></p> <p><b>Suggested time each day 20 min</b></p>	<p>Office hours- 10:00-12:00- Reach out to Mrs. Dodson if there are questions about how to do the lessons. Email- <a href="mailto:Margaret.dodson@ops.org">Margaret.dodson@ops.org</a> Phone- (call/text) 402-578-8629</p> <p>Additional resources: <a href="https://libguides.ops.org/c.php?g=1015740&amp;p=7359023">https://libguides.ops.org/c.php?g=1015740&amp;p=7359023</a> <a href="https://www.weareteachers.com/">https://www.weareteachers.com/</a></p>	<p>Learning Target: I can do _____ with -ee- and -ay.</p> <p><a href="http://members.winsorle.com/content/uploads/2020/03/3">http://members.winsorle.com/content/uploads/2020/03/3</a> Follow link above to <b>Sound 3</b>. The lesson numbers are on each page on the document. <b>Lesson layout-</b> Every lesson has the same layout- you will hear the same sounds (either written down on the table), read words with the new sound. The document goes through what to do, and how long to spend in each section. The resources for the lesson are at the bottom of the document. You can do your own flashcards and cut them out, or have the teacher make them off the screen.</p>
<p><b>5<sup>th</sup> Grade Math</b></p>	<p>Office Hours- 10:00-12:00.</p> <p>Additional resources and activities: <a href="https://libguides.ops.org/c.php?g=1015740&amp;p=7359023">https://libguides.ops.org/c.php?g=1015740&amp;p=7359023</a> <a href="http://bedtimemath.org/">http://bedtimemath.org/</a></p> <p>Continue working on your IXL!</p>	<p>Learning target: I can solve problems in the order of operations. *We have worked on this in class. Have your child to use PEMDAS. <b>P-parentheses</b> <b>E-exponents</b> <b>M-multiply</b> <b>D-divide</b> <b>A-add</b> <b>S-subtract</b> *The answers to the questions on the worksheets are located at the bottom of each worksheet.</p> <p>Worksheet: <a href="https://www.k5learning.com/grade-3-order-operations">https://www.k5learning.com/grade-3-order-operations</a></p>



5<sup>th</sup> Office Hours- 10:00-12:00  
Grade Writing  
Additional resources:  
<https://libguides.ops.org/c.php?g=1015740&p=7359023>  
Poster that explains what makes a complete sentence:  
<https://worksheetplace.com/index.php?function=DisplaySheet&sheet=Sentence-Poster&links=2&id=6869&link1=466&link2=467>

Learning target: I can id  
within a sentence.  
Worksheet:  
<https://www.k5learning.com/grammar-worksheet-0.pdf>