



Resource

Teachers: Ms. Moses (1st, 3rd, 4th grade)

Mrs. Dodson (K, 2nd, and 5th grade)

email: erin.moses@ops.org margaret.dodson@ops.org

Week: April 20th- 24th

Hello parents and students,

We miss you all very much! Below we have attached our lesson plans for this week. Please find your child's grade level to locate their work for the week. Don't hesitate to reach out if you have any other questions.

Your child will also be receiving lessons from their classroom teacher- they may complete that work as well.

They may also work on their IXL and Epic accounts for reading and math.


Additional academic district resources:

<https://libguides.ops.org/c.php?g=1015740&p=7359023>

Thanks,

Ms. Moses and Mrs. Dodson

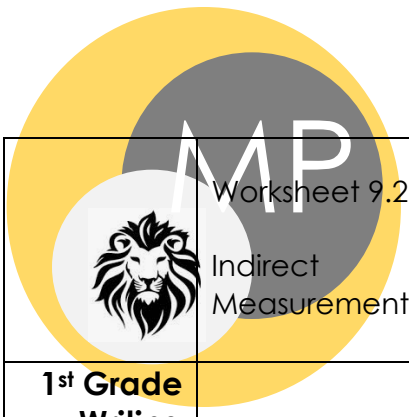
	Monday	Tuesday	Wednesday	Thursday	Friday
Kinder Reading	No Kinder parents responded.	No Kinder parents responded.	No Kinder parents responded.	No Kinder parents responded.	No Kinder parents responded.



Suggested time each day				
Kinder Math				
Kinder Writing				

Resource
 Teacher: Miss Moses email: erin.moses@ops.org
 Week: April 20th-24th

	Monday	Tuesday	Wednesday
1st Grade Reading Suggested time each day 20 min	Office hours 10-12 I am available to help via phone or email. erin.moses@ops.org 308.224.9656	Learning Target: I can decode words with the short i sound. Parent Empowerment Kit- K Sondag Lesson 7- in http://members.winsorlearning.com/sondag-system-parent-empowerment-pack/ The Link will take you to the lesson kit. The sound cards are found on pg 43 of the pdf.	Learning Target: I can decode words with the short i sound. Parent Empowerment Kit- K Sondag Lesson 8- i http://members.winsorlearning.com/system-parent-empowerment-pack/
1st Grade Math	Learning Target: I can use strategies to measure lengths indirectly.	Learning Target: I can measure different lengths using nonstandard units. Worksheet 9.3	Learning Target: I can measure different lengths using nonstandard units. Worksheet 9.4



Worksheet 9.2
Indirect
Measurement


	Nonstandard Units to Measure Length	Nonstandard Measuring Tool
1st Grade Writing	Learning Target: I can write a complete sentence with correct punctuation and capitalization. Choose three of these words to use in a sentence: in, pin, bin, fin, tin, kin	Learning Target: I can write a complete sentence with correct punctuation and capitalization. Choose three of these words to use in a sentence: hid, dig, rip, dim, big, rim



Teacher: Mrs. Dodson email: margaret.dodson@ops.org

Resource
Week: April 20th-24th

	Monday	Tuesday	Wednesday
2nd Grade Reading Suggested time each day 20 min	<p>Office hours- 10:00-12:00- Reach out to Mrs. Dodson if there are questions about how to do the lessons. Email- Margaret.dodson@ops.org Phone- (call/text) 402-578-8629</p> <p>Additional resources: https://libguides.ops.org/c.php?g=1015740&p=7359023 https://www.weareteachers.com/</p>	<p>Learning Target: I can decode and spell words using the "fizzle rule" (ff,ss,zz,ll)</p> <p>Activity with technology: http://members.winsorlearning.com/wp-content/uploads/2020/03/EP2.pdf Follow link to Sunday lesson 8. (Parent Kit 2) Lesson layout- Every lesson in this program has the same layout- you will read sounds, spell sounds (either written down or with their finger on the table), read words, spell words, and learn new sound. The document will guide you through what to do, and how much time to spend in each section. The flashcards needed for the lesson are at the very bottom of the document. You can do one of three things- print the flashcards and cut them out, make your own flashcards, or have your child read directly off the screen.</p>	<p>Learning Target: I can decode words using the "fizzle rule" (ff,ss,zz,ll)</p> <p>Activity with technology: http://members.winsorlearning.com/wp-content/uploads/2020/03/EP2.pdf Follow link to Sunday lesson 8. will be doing the same thing on the next level.</p>
2nd Grade Math	<p>Office Hours- 10:00-12:00.</p> <p>Additional resources: https://libguides.ops.org/c.php?g=1015740&p=7359023 http://bedtimemath.org/</p> <p>Continue working on your IXL!</p>	<p>Learning Target: I can identify coin values.</p> <p>Worksheet: https://www.math-aids.com/cgi/pdf_viewer.cgi?script_name=money_find_coins.pl&penny=1&nickel=1&dime=1&language=0&memo=&x=158&y=33 Here are some coin manipulatives you can print off and cut out for extra practice: Pennies: https://www.math-aids.com/cgi/pdf_viewer.cgi?script_name=money_coins_us_manipulatives.pl&coin=1&x=148&y=14</p> <p>Nickels: https://www.math-aids.com/cgi/pdf_viewer.cgi?script_name=</p>	<p>Learning Target: I can identify coin values.</p> <p>Worksheet: https://www.math-aids.com/cgi/pdf_viewer.cgi?script_name=money_find_coins.pl&penny=1&nickel=1&dime=1&quarter=1&language=0&memo=</p>




	<p>Worksheets for the week are attached to this email. There is also a link to the worksheets each day.</p>	<p>money_coins_us_manipulatives.pl&coin=5&x=101&y=27</p> <p>Dimes: https://www.math-aids.com/cgi/pdf_viewer.cgi?script_name=money_coins_us_manipulatives.pl&coin=10&x=95&y=23</p> <p>Quarters: https://www.math-aids.com/cgi/pdf_viewer.cgi?script_name=money_coins_us_manipulatives.pl&coin=25&x=105&y=18</p>	
<p>2nd Grade Writing</p>	<p>Office Hours- 10:00-12:00</p> <p>Additional resources: https://libguides.oup.org/c.php?g=1015740&p=7359023</p>	<p>Learning Target: I can identify the noun in a sentence.</p> <p>Worksheet: https://www.k5learning.com/worksheets/grammar/grade-1-identify-nouns-a.pdf</p>	<p>Learning Target: I can identify the noun in a sentence.</p> <p>Worksheet: https://www.k5learning.com/worksheets/grammar/grade-1-identify-nouns-a.pdf</p>



Resource
 Teacher: Miss Moses email: erin.moses@ops.org
 Week: April 20th -24th

	Monday	Tuesday	Wednesday
3rd Grade Reading Suggested time each day 20 min	Office hours 10-12 I am available to help via phone or email. erin.moses@ops.org 308.224.9656	Learning Target: I can decode words with f, s, z, l and ck sounds. Parent Empowerment Kit- 2 Soday Lesson 7- f, s, z, l ck http://members.winsorlearning.com/sunday-system-parent-empowerment-pack/ The link will take you to the lesson kits. Letter cards are found within the pdf- page 43.	Learning Target: I can decode words with long a and long o sounds. Parent Empowerment Kit- 2 Soday Lesson 8- a-e, o-e http://members.winsorlearning.com/sunday-system-parent-empowerment-pack/
3rd Grade Math	Learning Target: I can use a number line to compare fractions and whole numbers. 8.6- Relate Fractions and Whole Numbers	Learning Target: I can use a model to identify parts of a group. 8.7- Fractions of a Group	Learning Target: I can use a model to identify parts of a group. 8.8- Find Part of a Group Using Unit Fractions
3rd Grade Writing		Learning Target: I can write a complete sentence with correct punctuation and capitalization.	Learning Target: I can write a complete sentence with correct punctuation and capitalization.



Choose four of these words to use in a sentence:

still, staff, buzz, press, track, duck


Choose four of these words to use in a sentence:

mate, ate, cane, slope, cope, c



Resource
 Teacher: Miss Moses email: erin.moses@ops.org
 Week: April 20th -24th

	Monday	Tuesday	Wednesday
4th Grade Reading Suggested time each day ___ min	Office hours 10-12 I am available to help via phone or email. erin.moses@ops.org 308.224.9656	Learning Target: I can decode words with long i, and long e sounds. Soday Parent Empowerment Kit- 2 Lesson 9- i-e, e-e, y-e http://members.winsorlearning.com/soday-system-parent-empowerment-pack/ The link will take you to the lesson kits. Letter cards are found within the pdf- page 43.	Learning Target: I can decode words with long i, and long e sounds. Soday Parent Empowerment Kit Lesson 10- Mastery Check http://members.winsorlearning.com/system-parent-empowerment-pack/
4th Grade Math	No Math parents responded.		
4th Grade Writing		Learning Target: I can write a complete sentence with correct punctuation and capitalization. Choose four of these words to use in a sentence: grime, slime, type, theme, here, dime	Learning Target: I can write a complete sentence with correct punctuation and capitalization. Choose four of these words to use in a sentence: mine, drive, type, these, style, sm




--	--	--



Teacher: Mrs. Dodson email: margaret.dodson@ops.org

Resource
Week: April 20th-24th

	Monday	Tuesday	
5 th Grade Reading suggested time each day 20 min	<p>Office hours- 10:00-12:00- Reach out to Mrs. Dodson if there are questions about how to do the lessons. Email- Margaret.dodson@ops.org Phone- (call/text) 402-578-8629</p> <p>Additional resources: https://libguides.ops.org/c.php?g=1015740&p=7359023 https://www.weareteachers.com/</p>	<p>Learning Target: I can decode and write words with beginning and ending blends.</p> <p>http://members.winsorlearning.com/wp-content/uploads/2020/03/EP2.pdf Follow link above to Sunday lesson 13 (Parent Kit 2). The lesson numbers are listed at the top of each page on the document. Lesson layout- Every lesson in this program has the same layout- you will read sounds, spell sounds (either written down or with their finger on the table), read words, spell words, and learn the new sound. The document will guide you through what to do, and how much time to spend in each section. The flashcards needed for the lesson are at the very bottom of the document. You can do one of three things- print the flashcards and cut them out, make your own flashcards, or have your child read directly off the screen.</p>	<p>Learning Target: I can</p> <p>http://members.winsorlearning.com/ Follow link above to same, just different le</p>
5 th Grade Math	<p>Office Hours- 10:00-12:00.</p> <p>Additional resources and activities: https://libguides.ops.org/c.php?g=1015740&p=7359023 http://bedtimemath.org/</p> <p>Continue working on your IXL!</p>	<p>Learning target: I can identify coins and their value.</p> <p>Worksheet: https://www.math-aids.com/cgi/pdf_viewer.cgi?script_name=money_find_coins.pl&penny=1&nickel=1&dime=1&quarter=1&language=0&memo=&x=123&y=20</p> <p>Here are some coin manipulatives you can print off and cut out for extra practice: Pennies: https://www.math-aids.com/cgi/pdf_viewer.cgi?script_name=money_coins_us_manipulatives.pl&coin=1&x=148&y=14</p>	<p>Learning target: I can</p> <p>Worksheet: https://www.math-aids.com/cgi/pdf_viewer.cgi?script_name=money_coins_us_manipulatives.pl&coin=1&x=148&y=14</p>



		<p>Nickels: https://www.math-aids.com/cgi/pdf_viewer.cgi?script_name=money_coins_us_manipulatives.pl&coin=5&x=101&y=27</p> <p>Dimes: https://www.math-aids.com/cgi/pdf_viewer.cgi?script_name=money_coins_us_manipulatives.pl&coin=10&x=95&y=23</p> <p>Quarters: https://www.math-aids.com/cgi/pdf_viewer.cgi?script_name=money_coins_us_manipulatives.pl&coin=25&x=105&y=18</p>	
<p>5th Gr ad e Wri tin g</p>	<p>Office Hours- 10:00-12:00</p> <p>Additional resources: https://libguides.ops.org/c.php?g=1015740&p=7359023</p> <p>Poster that explains what makes a complete sentence: https://worksheetplace.com/index.php?function=DisplaySheet&sheet=Sentence-Poster&links=2&id=6869&link1=466&link2=467</p>	<p>Learning target: I can identify the noun within a sentence.</p> <p>Definition and examples of nouns: https://worksheetplace.com/mf_pdf/Frayer-Model-Example-2.pdf https://worksheetplace.com/mf_pdf/Noun-Worksheet-16.pdf</p> <p>Worksheet: Have them write down what is on the definitions page and come up with their own examples on the worksheet below. https://worksheetplace.com/mf_pdf/Noun-Frayer-Template.pdf</p>	<p>Learning target: I can</p> <p>Worksheet: https://worksheetplace.com/mf_pdf/Noun-Worksheet-16.pdf</p>