





# 4<sup>th</sup> Grade Distance Learning

Subject	Monday	Tuesday	Wednesday	Thursday	Friday						
Science and Social Studies	<p><b>Learning Target:</b> I can <b>Analyze and interpret data</b> from maps to describe patterns of Earth's features. <b>Specifically:</b> Hills</p>  <p>Plains</p>  <p>Rivers</p> 	<p>Use these resources to complete your assignments!</p> <p><b>Pearson Elevate</b></p> <ul style="list-style-type: none"> <li>Pg. 168 Patterns of Mountains</li> <li>Pg. 169 Patterns of Earthquakes and Volcanoes</li> <li>Pg. 172 Patterns Under the Ocean</li> </ul> <p>Compare and contrast landforms: The _____ and _____ are the same because _____</p> <p>— The _____ and _____ are different because _____.</p> <p>Patterns I see in _____ (landform) are _____.</p>	<p><b>Social Studies</b></p>  <p>What are your RIGHTS as a citizen?</p> <p>Well, check out this video!</p> <p><a href="#">What are our rights as citizens?</a></p> <p><b>Now,</b> Create a diagram to explain the three branches of government.</p> <table border="1" data-bbox="869 927 1129 1049"> <tr> <td>Executive</td> <td></td> </tr> <tr> <td>Legislative</td> <td></td> </tr> <tr> <td>Judicial</td> <td></td> </tr> </table>	Executive		Legislative		Judicial		<p><b>I can</b> Explain the meaning of state symbols, songs and holidays (e.g., Nebraska State Flag, "Beautiful Nebraska", Statehood Day, George Norris Day).</p> <p>Check out this video <a href="#">What's cool of Nebraska!</a></p> <p>—</p> <p>Now- pic ONE symbol of Nebraska and draw it and write a paragraph with two facts about your Nebraska symbol.</p>	<p><b>I can list some products, goods, and services that are specific to Nebraska.</b></p> <p><b>Check out this video</b> <a href="#">What are the goods and services of Nebraska</a></p> <p><b>Now:</b></p> <p><b>On a piece of paper write down what service you want to provide when you grow up. Be sure to use capital letters and proper punctuation.</b></p>
Executive											
Legislative											
Judicial											
Math	Chapter 11 Mid Chapter check point	Chapter 11.4 Pgs. 431-434	Chapter 11.5 Pgs. 435-438	Chapter Review	Happy Friday !!!						


	<p>Pg. 429- 430</p> <p>Please review vocab before completing!</p> <p>On your own</p> <p>Pgs. 429-430</p> <p>1-14</p>	<p>I can determine the measure of an angle separated into parts.</p> <p>Video</p> <p><a href="https://youtu.be/m0k0O-6SdDE">https://youtu.be/m0k0O-6SdDE</a></p> <p>Follow along on Pgs. 431-432</p> <p>A-F and questions 1-3</p> <p>On your own.</p> <p>Pgs. 433-434</p> <p>1-9</p> <p>IXL</p> <p>Z.6</p>	<p>I can use the strategy draw a diagram to solve angle measurement problems.</p> <p>Video</p> <p><a href="https://youtu.be/Q9tP7MjMYUk">https://youtu.be/Q9tP7MjMYUk</a></p> <p>Follow along with pgs. 435-436.</p> <p>On your own Pgs. 437-438</p> <p>Questions 1-10</p> <p>IXL</p> <p>Z.6</p>	<p>Please review vocab before completing!</p> <p>Pgs. 439-442</p> <p>On your own.</p> <p>Pgs. 439-442</p> <p>1-17</p>	<p>Please use this time to complete any work you have left or go outside and soak up some sun! We only have one more week!</p> <p>We Miss You!</p>
<p>Reading and Writing</p>	<p>Watch this video on Youtube about the Paul Bunyan:</p> <p><a href="https://www.youtube.com/watch?v=RQps-0eQQ3k">https://www.youtube.com/watch?v=RQps-0eQQ3k</a></p> <p>Read the story “The Bunyans” in the Story</p>	<p>Look at attached power point slides of lesson 28 Vocabulary.</p> <p>Write all the vocab words and definitions in your own words. (words and definitions on colored slides at the bottom)</p>	<p>Create your own sentences with each of the vocab words and draw a picture to go with it. List a synonym and antonym for each word.</p> <p>Spend at least 20 minutes reading a</p>	<p>Write your own tall tale with at least 3 paragraphs. Pick one main character and at least 2 supporting characters.</p> <p>Spend at least 20 minutes reading a book at home or on Epic</p>	<p>Reread “The Bunyans” story and fill out the questions and vocab questions on the weekly test at the bottom.</p>

	Town book (pages 726-740) and answer the Think Critically questions on page 741.	Spend at least 20 minutes reading a book at home or on Epic	book at home or on Epic		
--	--	---	-------------------------	--	--

Vocabulary definition slides:

## behemoth

Something called a behemoth is **extremely large**.



What animal is a behemoth?

## cordially


To say something cordially is to **say it in a warm, friendly way**.



Would you speak cordially when inviting a friend to your birthday party? Why or why not?

## hearty

If a meal is hearty, it is **satisfying and includes plenty of good food**.



What foods might be part of a hearty dinner?

## fanciful


Something that is fanciful is **not real but comes from the imagination**.



Would you expect to see pictures of fanciful buildings in a cartoon show, or on the news?

## scenic


A scenic place has lovely natural features, such as trees, cliffs, or bodies of water.



What is one scenic place you have visited? What did you see there?

## colossal


Something that is colossal is huge.



What would you put in a colossal sandwich?

## illusion

An illusion is something that is not really what it appears to be.



Who would be more likely to show you an illusion—a magician or a doctor?

## Lesson 28 Weekly Test

Explain each question in at least 1 complete sentence. Use a capital letter and end mark.

1. What is the main reason why the author wrote "The Bunyans"?

---

---

---

2. Why did the author write "The lumberjack pulled up an acre of dry cane and fashioned a torch..."?

---

---

---

3. How do you know that "The Bunyans" is a tall tale?

---

---

---

4. How did Ma and Pa Bunyan get the bears out of Teeny's hair?

---

---

---

5. What is the main idea of "The Bunyans"?

---

---

---

6. Why does the author write that Paul Bunyan's grin was "as wide as the Missouri River"?

---

---

---

7. Why did the Bunyans like to go camping in Wyoming?

---

---

---

8. Which word best describes Little Jean and why?

---

---

---

9. In what ways does Ma Bunyan seem like a real person? Use details from "The Bunyans" to support your answer with at least two details.

---

---

---

**Write the vocabulary word from the word bank that best completes each sentence. Every word is only used once.**

**Word Bank**

cordially

behemoth

colossal

fanciful

illusion

hearty

scenic

1. The ship that carried hundreds of passengers was \_\_\_\_\_ compared to the smaller ships we have seen.
2. Janelle used her imagination to draw a \_\_\_\_\_ picture of a make-believe land.
3. The friendly king \_\_\_\_\_ greeted his honored guests.
4. Making the rabbit disappear into a hat was an \_\_\_\_\_, but the children thought that the rabbit had truly vanished.
5. The dinosaurs must have left \_\_\_\_\_ footprints when they walked due to their great size.
6. We enjoyed the \_\_\_\_\_ view of the countryside from the tower.
7. My grandmother's vegetable soup is so \_\_\_\_\_ that it is a meal by itself.